

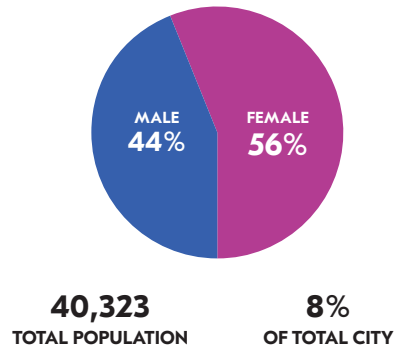
AT A GLANCE: CITY COUNCIL DISTRICT 11

CITY COUNCIL DISTRICT 11 has a total population of 40,323 persons which represents approximately 8% of the total population of Atlanta, GA. This district's median household income is \$42,250.00 compared to the city's \$51,701.00. The poverty rate is 26.66% compared to the overall City rate of 22%. The racial composition is 96% Black, 2% White, 0% Asian, and 2% Other. Hispanics/Latinos represent 1%.

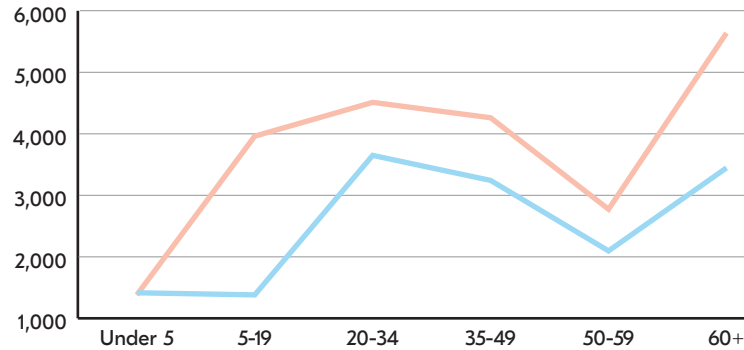
The median property value is \$178,094.00 and a homeownership rate of 39%.

Most people in District 11 drive alone to work daily.

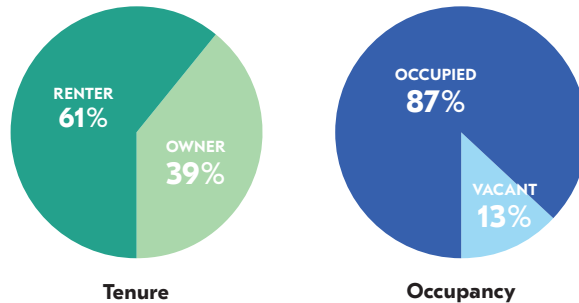
POPULATION



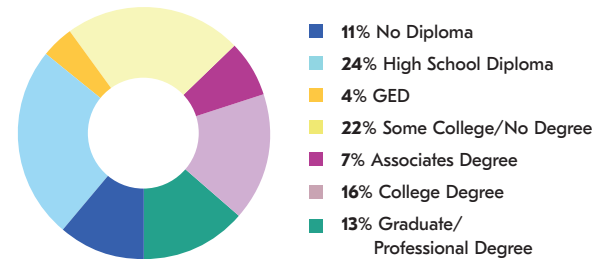
AGE BY GENDER



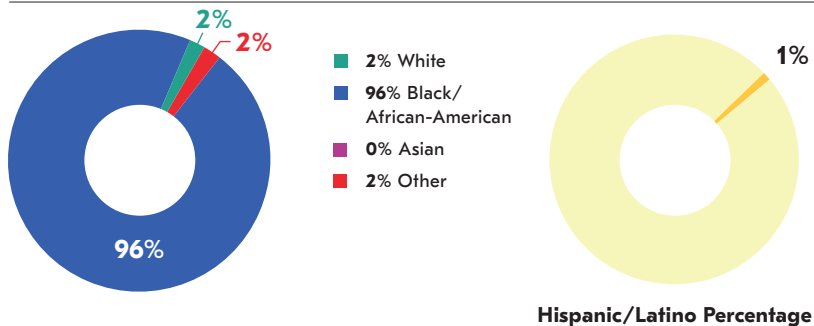
HOUSING



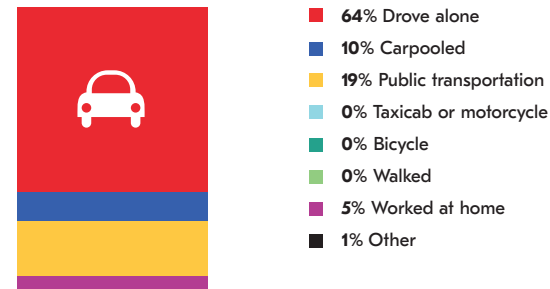
EDUCATIONAL ATTAINMENT



RACE AND ETHNICITY



TRANSPORTATION TO WORK



BY THE NUMBERS



TOTAL POPULATION
40,323



MEDIAN AGE
37.4



TOTAL HOUSING UNITS
19,416



PERSONS PER HOUSEHOLD
2.38



MEDIAN HOUSEHOLD INCOME
\$42,250



MOST COMMON COMMUTE METHOD
DRIVE ALONE



Department of
CITY PLANNING