

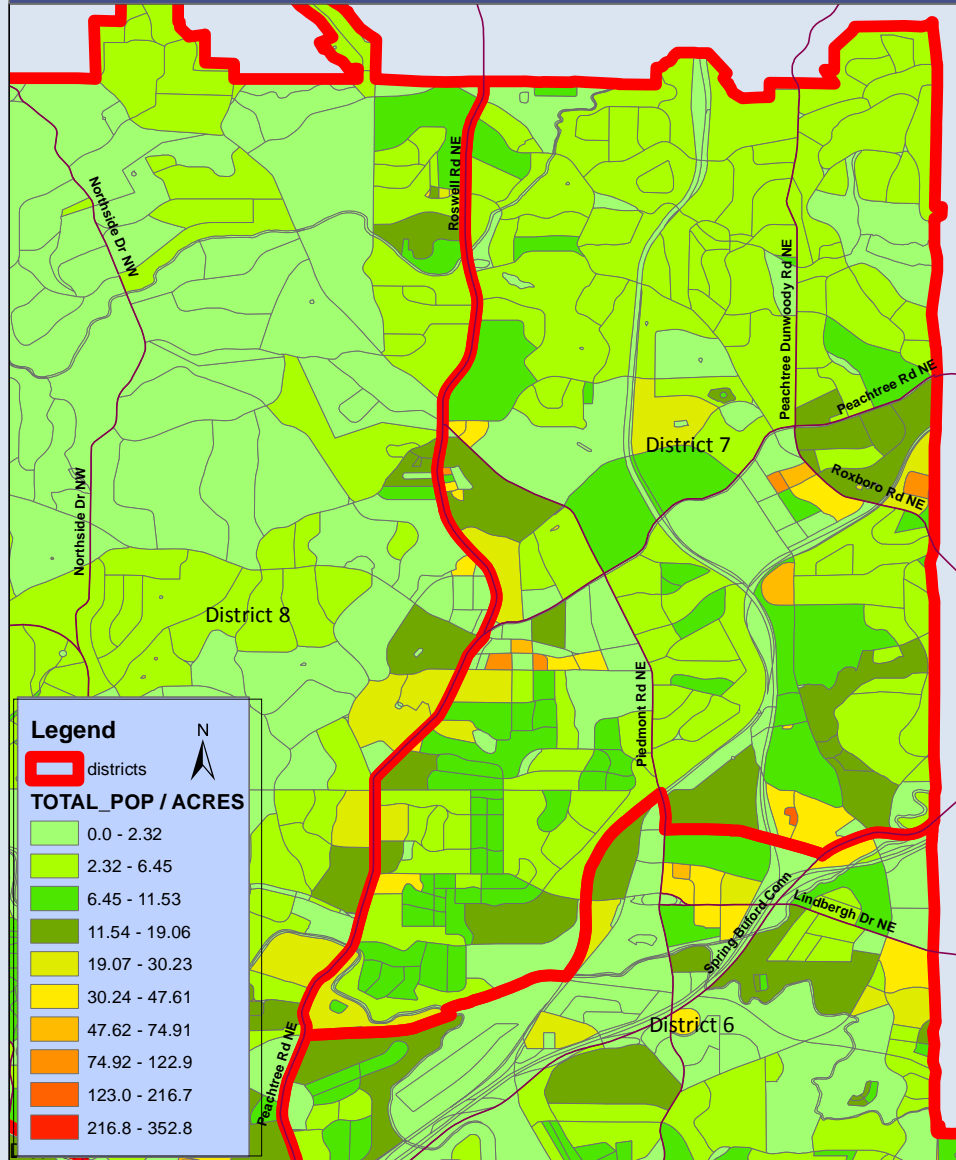
City of Atlanta

2010 Census Summary Report

Council District 7



City of Atlanta Council District 7: 2010 Population Density



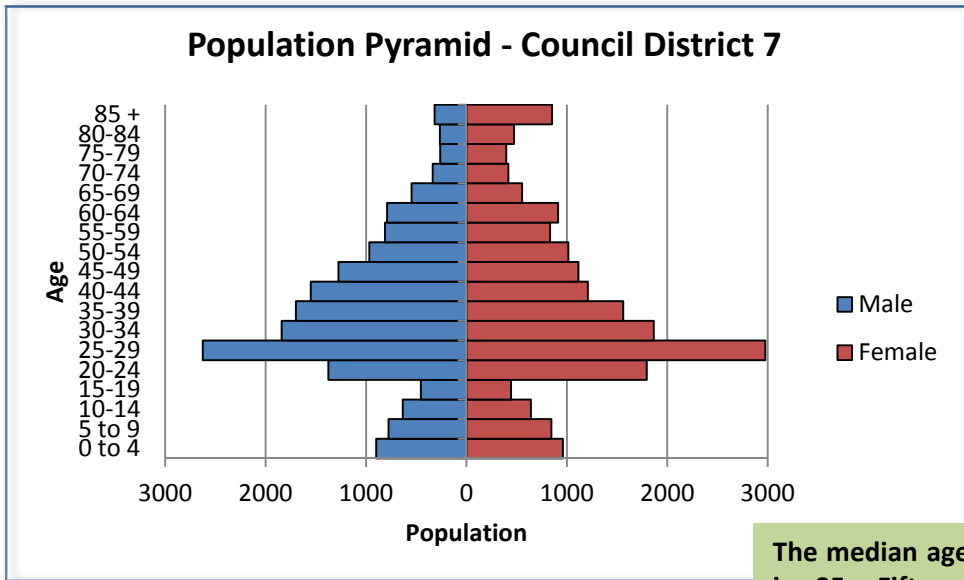
City of Atlanta Department of Planning and Community Development – Office of Planning- 404-330-6145- www.atlantaga.org

CITY OF ATLANTA – Council District 7 - 2010 POPULATION

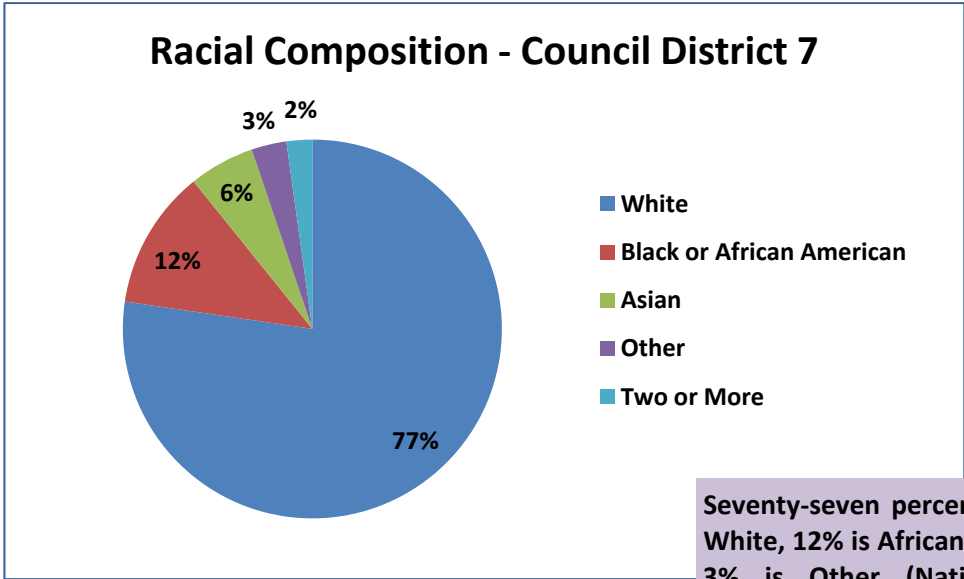
According to the 2010 U.S. Census, the population of the City of Atlanta Council District 7 is 36,296.

The Map shows the population density (persons per acre) of each Census Block in District 7. District 7 has an overall density of 7.2 persons per acre.

City of Atlanta 2010 Census Summary



The median age of the population is 35. Fifteen percent of the population is under 18, 12% of the population is over 65 and 43% of the population is between 20 and 39 years old.

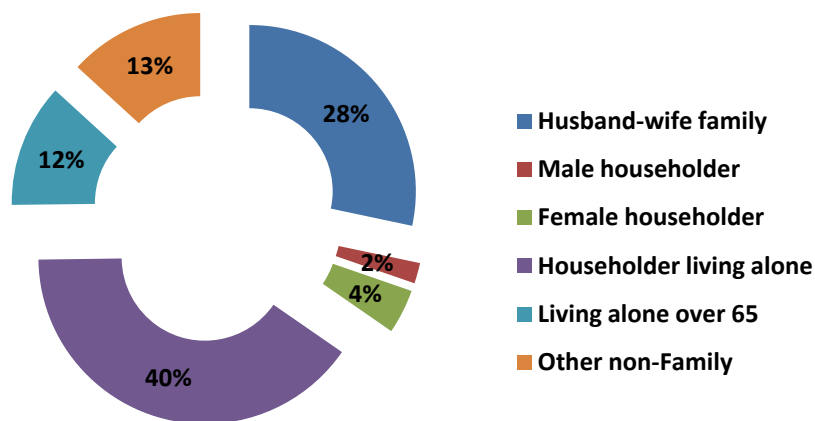


Seventy-seven percent of the population is White, 12% is African American, 6% is Asian, 3% is Other (Native American, Pacific Islander and Other) and 2% are two or more races. Seven percent of the population is of Hispanic or Latin Origin.



HOUSEHOLDS

Household Composition- Council District 7

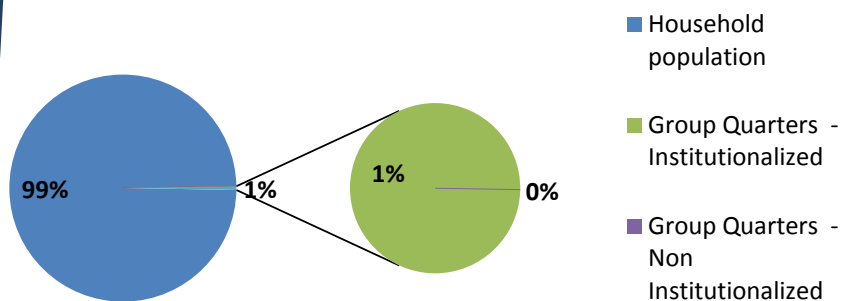


There are 36,107 District 7 residents in 20,104 households. Of these, 35% are family households and 65% are non-family households. Of all households, 15% have children under age 18 and 17% have an individual 65 years and older.

Fifty-two percent of households are single person households, 4% are female headed households and 28% are husband and wife households.

The average household size is 1.8 persons per household and the average family size is 2.8 persons per family.

Household and Group Quarter Population - Council District 7

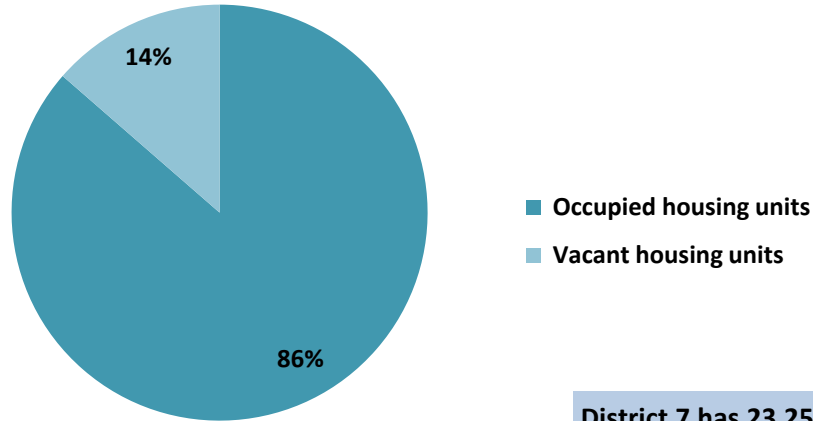


Most of the District 7 population (99%) lives in households while 1% (189) live in Group Quarters.



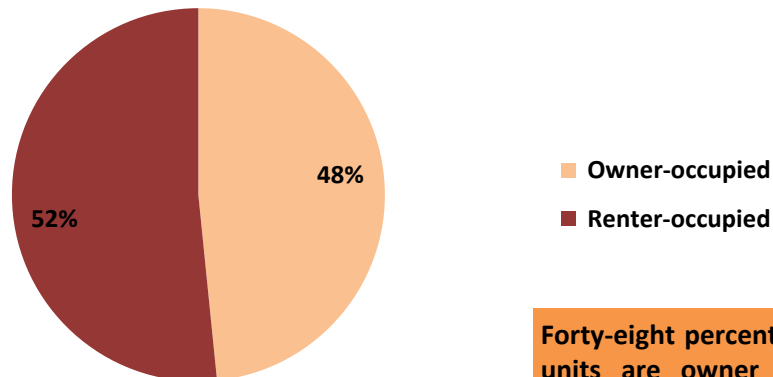
HOUSING

Housing Occupancy - Council District 7



District 7 has 23,257 housing units. Of these, 86% are occupied and 14% are vacant. Rental units have 11% vacancy rate while owner occupied units have an 8% vacancy rate.

Housing Tenure - Council District 7



Forty-eight percent of the occupied housing units are owner occupied and 52% are renter occupied. Owner occupied units have a larger household size (2.0) than renter occupied units (1.6).