



**2019**

**POPULAR ANNUAL  
FINANCIAL REPORT**

FOR YEAR ENDED JUNE 30, 2019

CITY OF ATLANTA, GA  
KEISHA LANCE BOTTOMS, MAYOR

## CONTENTS

### ABOUT THE CITY

The Department of Finance.....	3
Atlanta Quick Facts.....	4
Atlanta by the Numbers.....	5
Statistics .....	6
Atlanta City Government.....	8

### CITY FINANCES

Revenues .....	11
Revenues and Expenses.....	12
Net Position.....	13
General Fund .....	14
Enterprise Funds.....	15
Debt.....	16
Assets .....	17

### CITY PRIORITIES AND ACCOMPLISHMENTS .....

18

### GLOSSARY OF TERMS .....

20



# 2019 POPULAR ANNUAL FINANCIAL REPORT

CITY OF ATLANTA DEPARTMENT OF FINANCE | 2019 PAFR

The City of Atlanta's Finance Department is proud to present this Popular Annual Financial Report (PAFR). This is a short form report that provides summarized information about the City's financial activities. It is intended to give readers an overview of the City and its finances. It is derived from, but does not provide all the detailed information required by accounting standards (Generally Accepted Accounting Principles or GAAP). It does not include information on all of the City's Funds or Component Units.

Detailed financial information, including the audited financial statements, is available in the City's Comprehensive Annual Financial Report, commonly called the CAFR. The CAFR provides full disclosure of all material events in the notes to the financial statements, as well as required supplementary information and historical statistical information.

The CAFR and PAFR are available online at: [www.atlantaga.gov/Government/Departments/Finance/Controller](http://www.atlantaga.gov/Government/Departments/Finance/Controller).



# ABOUT THE CITY



# THE DEPARTMENT OF FINANCE

CITY OF ATLANTA DEPARTMENT OF FINANCE | 2019 PAFR

## OUR MISSION:

## EXCELLENCE IN MUNICIPAL FINANCIAL LEADERSHIP PERSONIFIED

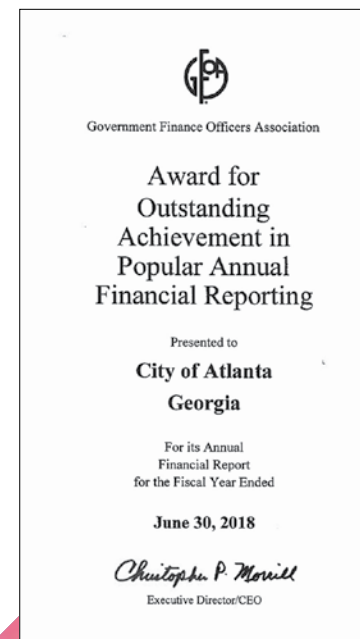
The Department of Finance serves as a strategic business partner to provide excellent service to internal and external customers, deliver a clear and concise picture of the City's current and future financial position and promote actions to achieve the City's priorities.

### OUTSTANDING ACHIEVEMENT IN PAFR REPORTING

The Government Finance Officers Association of the United States and Canada (GFOA) presented the Award for Outstanding Achievement in Popular Annual Financial Reporting (PAFR) to

the City of Atlanta for its Popular Annual Financial Report for the fiscal year ended June 30, 2018. The Award for Outstanding Achievement in Popular Annual Financial Reporting is a prestigious national award recognizing conformance with the highest national standards for preparation of state and local government popular reports.

The Comprehensive Annual Financial Report (CAFR), one of the supporting documents for this report, also represents award-winning work, having earned the GFOA's Certificate of Achievement for Excellence in Financial Reporting for 34 consecutive years.



**Photos (opposite page, left to right, clockwise):** Sweet Auburn Historic District, Lauren Holley, photographer, photo courtesy of Central Atlanta Progress; New Atlanta BeltLine Southside Trail, John Becker, photographer, Atlanta BeltLine Partnership, photo courtesy of the Atlanta BeltLine; Georgia State University students, photo courtesy of Georgia State University/Central Atlanta Progress; City of Atlanta Police Officer and youth, photo courtesy of APD; 2018 Super Bowl LIII celebration in downtown Atlanta, photo courtesy of Central Atlanta Progress.  
**Photo (right):** City of Atlanta skyline.

# ATLANTA QUICK FACTS



## Founded

**DEC. 1847**

## Geography

**133.15**  
Square Miles  
Land<sup>1</sup>

**0.8**  
Square Miles  
Water<sup>2</sup>


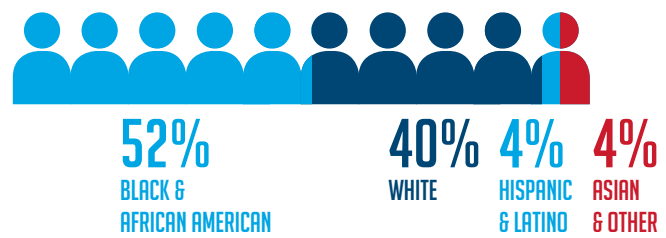
## Demographics

**498,044**  
Number of  
Residents<sup>3</sup>

**34**  
Median  
Age<sup>4</sup>

**\$49,697**  
Per Capita  
Personal Income<sup>5</sup>

## Race, Ethnicity, & Gender<sup>6</sup>



## Education

**89.5%**  
Residents graduated  
High School<sup>7</sup>

**48.7%**  
Residents have  
Bachelor's Degrees<sup>7</sup>

**57**  
Colleges and  
Universities<sup>8</sup>

**250K**  
Annual College and  
University Enrollment<sup>8</sup>

**ATLANTA IS THE 9TH LARGEST METRO AREA IN THE COUNTRY WITH A POPULATION OF 5.9M**

<sup>1</sup>U.S. Census Bureau, 2010.

<sup>2</sup>wikipedia.org/wiki/atlanta.

<sup>3</sup>U.S. Census Bureau, QuickFacts Annual Estimates of the Resident Population: as of July 1, 2018; as of November 25, 2019.

<sup>4</sup>U.S. Census Bureau, American Community Survey data for City of Atlanta; data limited to household population, excludes institutions, college dormitories, and other group quarters; data available 2005 through 2017, as of September 25, 2019.

<sup>5</sup>Department of Commerce, Bureau of Economic Analysis — data reported annually, available through 2017 for Atlanta MSA, as of September 25, 2019.








<sup>6</sup>Data via US Census (2018 ACS 1-Year Survey): Table S0101.

<sup>7</sup>U.S. Census Bureau, QuickFacts as of 2017.

<sup>8</sup>Atlanta Regional Council for Higher Education.

# ATLANTA BY THE NUMBERS

CITY OF ATLANTA DEPARTMENT OF FINANCE | 2019 PAFR

		2016	2017	2018	2019
	<b>POLICE</b>				
	<b>Stations</b>	15	15	11	11
	<b>Zone Offices</b>	6	6	6	6
	<b>Patrol Units</b>	396	359	365	420
	<b>FIRE</b>				
	<b>Stations</b>	36	36	36	36
	<b>PUBLIC WORKS</b>				
	<b>Collection Trucks</b>	88	88	87	93
	<b>PARKS &amp; RECREATION</b>				
	<b>Acreage</b>	4,810	4,816	4,970	4,798
	<b>Playgrounds</b>	113	115	135	134
	<b>Baseball/Softball Diamonds</b>	58	58	76	54
	<b>Soccer/Football Fields</b>	36	36	21	16
	<b>Community Centers</b>	42	43	43	32
	<b>WATER</b>				
	<b>Water Mains (miles)</b>	2,766	2,818	2,828	2,861
	<b>Storage Capacity (millions of gallons)</b>	247	247	247	247
	<b>WASTE WATER</b>				
	<b>Sanitary Sewers (miles)</b>	2,259	1,871	1,865	1,839
	<b>Treatment Capacity (millions of gallons per day)</b>	188	188	188	188
	<b>AVIATION</b>				
	<b>Number of Runways</b>	5	5	5	5
	<b>Passenger Traffic (millions)</b>	103.7	104.3	105.2	109.1

**Photos (left to right):**  
Runways at Hartsfield-Jackson Atlanta International Airport, photo courtesy of DOA; Atlanta Fire and Rescue, photo courtesy AFRD; Mayor Keisha Lance Bottoms with City of Atlanta Police Officers, photo courtesy of APD.



Sources: Various City Departments.

# STATISTICS

## EMPLOYMENT BY INDUSTRY

This table shows the estimated local employment percentages for the City as of 2018.

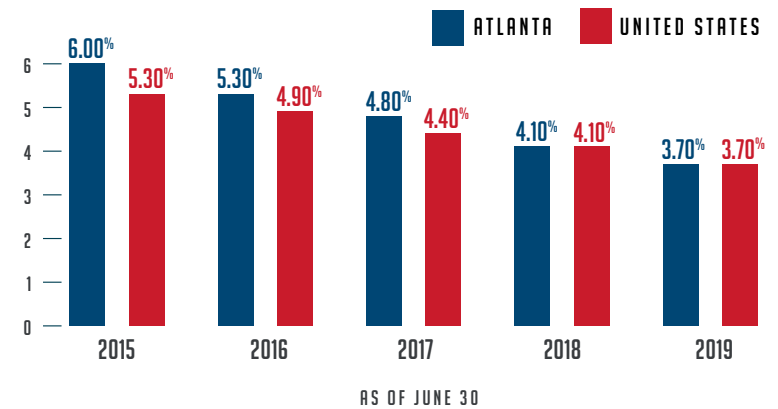
Industry	% of Total Employment
Trade, Transportation, and Utilities	21.9%
Professional and Business services	20.1%
Education and Health Services	12.7%
Government	12.1%
Leisure and Hospitality	11.2%
Manufacturing	6.5%
Other	15.5%
<b>TOTAL</b>	<b>100%</b>

Source: Georgia Department of Labor, Industry Mix Analysis.

## UNEMPLOYMENT RATES

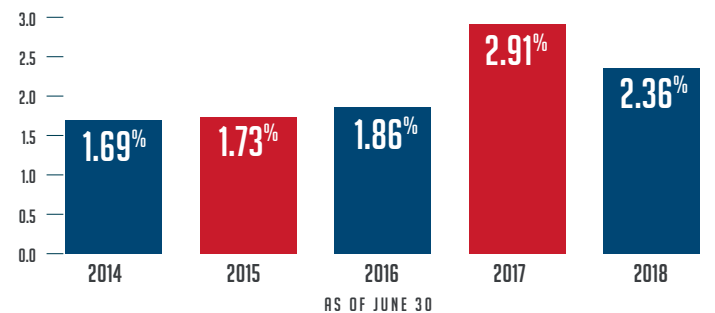
The City of Atlanta unemployment rate has seen a steady decline since 2015. Atlanta's unemployment rate in 2015 was 6.0% and is now 2.3% points lower at 3.7% as of June 2019.

Source: U.S. Department of Labor, Bureau of Labor Statistics; City of Atlanta data for fiscal year 2019 is July 2018 through June 2019. This figure is inclusive of Atlanta-Sandy Springs-Marietta.



## POPULATION/GROWTH RATES

Atlanta City population continues to steadily increase and remains the 9th largest metropolitan area in the country growing by approximately 2.36% between 2017 and 2018. The Atlanta area has gained a reputation as an ever-changing international city with much more urban revitalization and growth in central, metro counties. Drawn by job opportunities, a reasonable cost of living and warm weather, hundreds of thousands of people moved to metro Atlanta in the last five years, increasing the region's population to 5.9M, according to U.S. Census estimates.



Source: U.S. Census Bureau, QuickFacts Annual Estimates of the Resident Population: April 1, 2010 to July 1, 2018; as of September 25, 2019.



# STATISTICS

CITY OF ATLANTA DEPARTMENT OF FINANCE | 2019 PAFR

## TOP 10 EMPLOYERS — 2018

Employer	Type Of Business	Employees	% of Total City Employment
Accenture LLP	Consulting	2,063	0.79%
Air Service Corp	Transportation	2,722	1.05%
Allied Universal Security Services	Security Services	1,843	0.71%
Atl Hawks, LLC	Miscellaneous Recreation Services	1,701	0.65%
Atlanta Falcons Stadium Company	Contractor, other than Building	1,996	0.77%
Cable News Network	Media	1,535	0.59%
Deloitte Consulting	Consulting	1,522	0.59%
Delta Air Lines, Inc.	Transportation	5,962	2.29%
NCR Corporation	Management/Admin Service	2,674	1.03%
The Coca-Cola Co One Coca Cola	Marketing and Manufacturing	4,058	1.56%
<b>TOTAL</b>		<b>26,076</b>	<b>10.03%</b>

Source: City of Atlanta, 2019 Comprehensive Annual Financial Report: Total employment data from City of Atlanta, Office of Revenue, Business License division.



Photos (top to bottom): Coca-Cola sign at Woodruff Park in downtown Atlanta, photo courtesy of GPC/Central Atlanta Progress; CNN Studio Tours, photo courtesy of Central Atlanta Progress; Delta Air Lines planes at Hartsfield-Jackson Atlanta International Airport.

# ATLANTA CITY GOVERNMENT



**MAYOR  
KEISHA LANCE BOTTOMS**



## THE CITY COUNCIL

The City's policy-making and legislative authority are vested in a governing council (City Council) consisting of fifteen members and an elected City Council President who serves as presiding officer. The City Council's primary responsibilities are adopting ordinances, adopting the budget, and setting policy for the City. Working hand in hand with Atlanta's Mayor and the members of the executive branch, the Council plays a key role in the budget process and financial well-being of Atlanta.

## ATLANTA CITY COUNCIL MISSION:

**TO ENSURE THAT ATLANTA IS LED BY A GROUNDBREAKING, STRONG, AND CAPABLE GROUP OF LEADERS THAT WORK FOR THE GOOD OF ALL CITIZENS ACROSS THE CITY.**

## BUDGET PROCESS

Annual budgets are adopted for the General Fund, Special Revenue Funds, and Debt Service Funds, with the level of legal budgetary control established at the office level by City Council. The City is required to adopt a balanced budget each year and maintain budgetary controls to ensure compliance with legal provisions of the annual appropriated budget approved by the Mayor and City Council. The amounts of anticipated revenues and appropriated expenditures for the annual budget are controlled by the City Charter and various ordinances adopted by the City Council. Appropriations for capital projects are approved by the City Council principally on an individual basis, when the project is initially approved.

## CONSTITUTION


The fifteen-member City Council is elected on a non-partisan basis. Twelve of the Council Members are elected by district. The Mayor, the remaining Council Members and the Council President are elected at large. Council Members serve four-year terms, as does the Mayor. The Mayor is limited to two consecutive terms. There are no term limits for Council Members or the Council President.

The Atlanta City Council prides itself on being responsive to its citizens. If you have a comment or concern and would like to speak to a Council Member, please call (404) 330-6030.

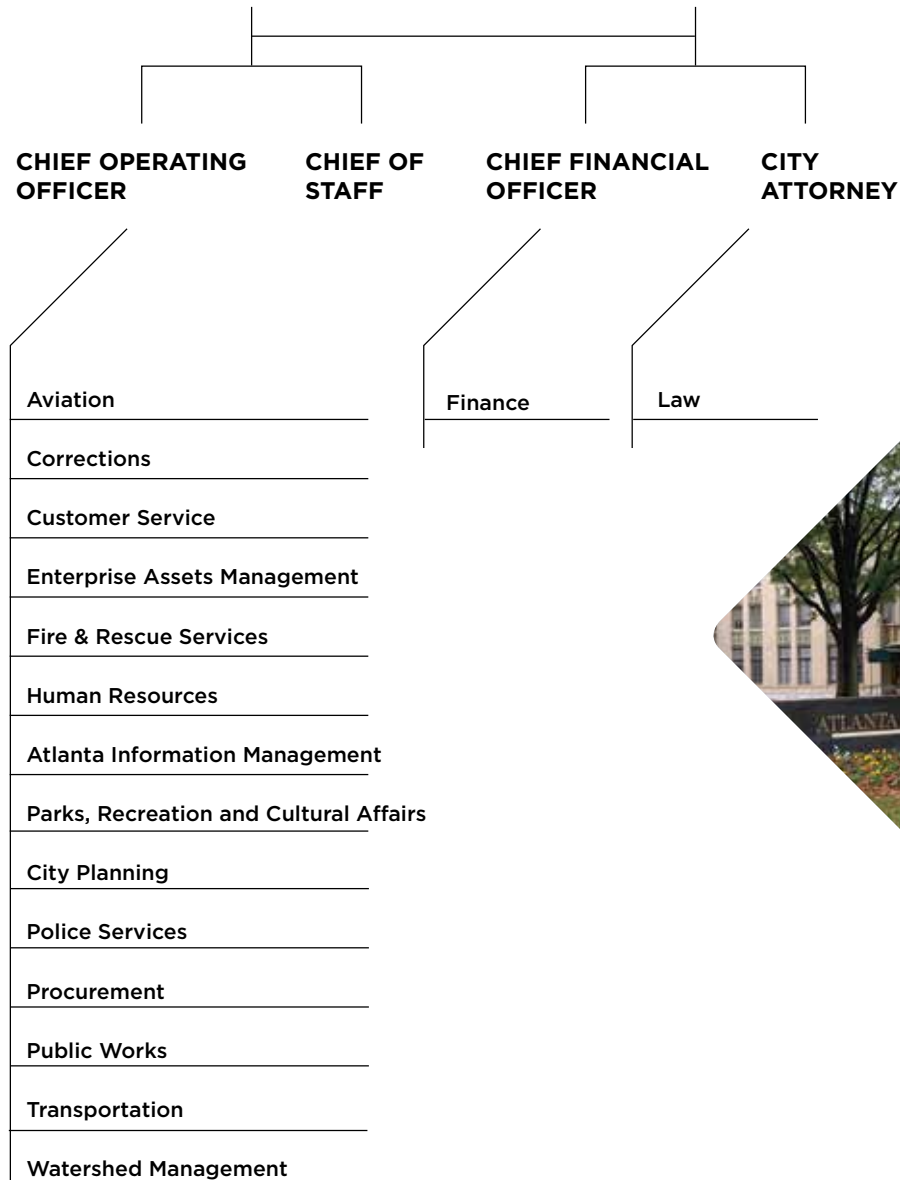
# ORGANIZATIONAL STRUCTURE

CITY OF ATLANTA DEPARTMENT OF FINANCE | 2019 PAFR

## JUDICIAL AGENCIES

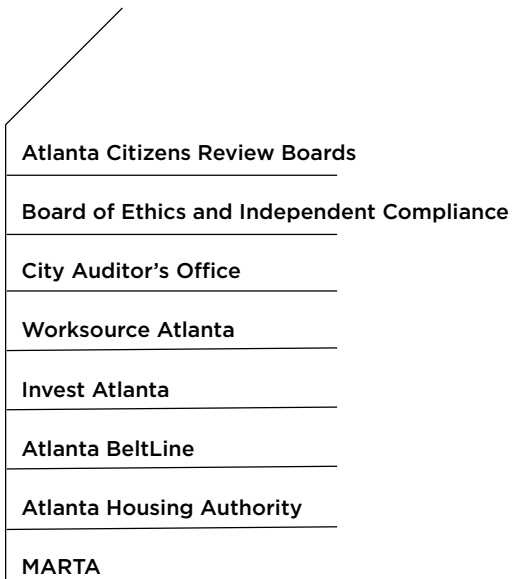


## MAYOR



## CITY COUNCIL

## BOARDS & AUTHORITIES



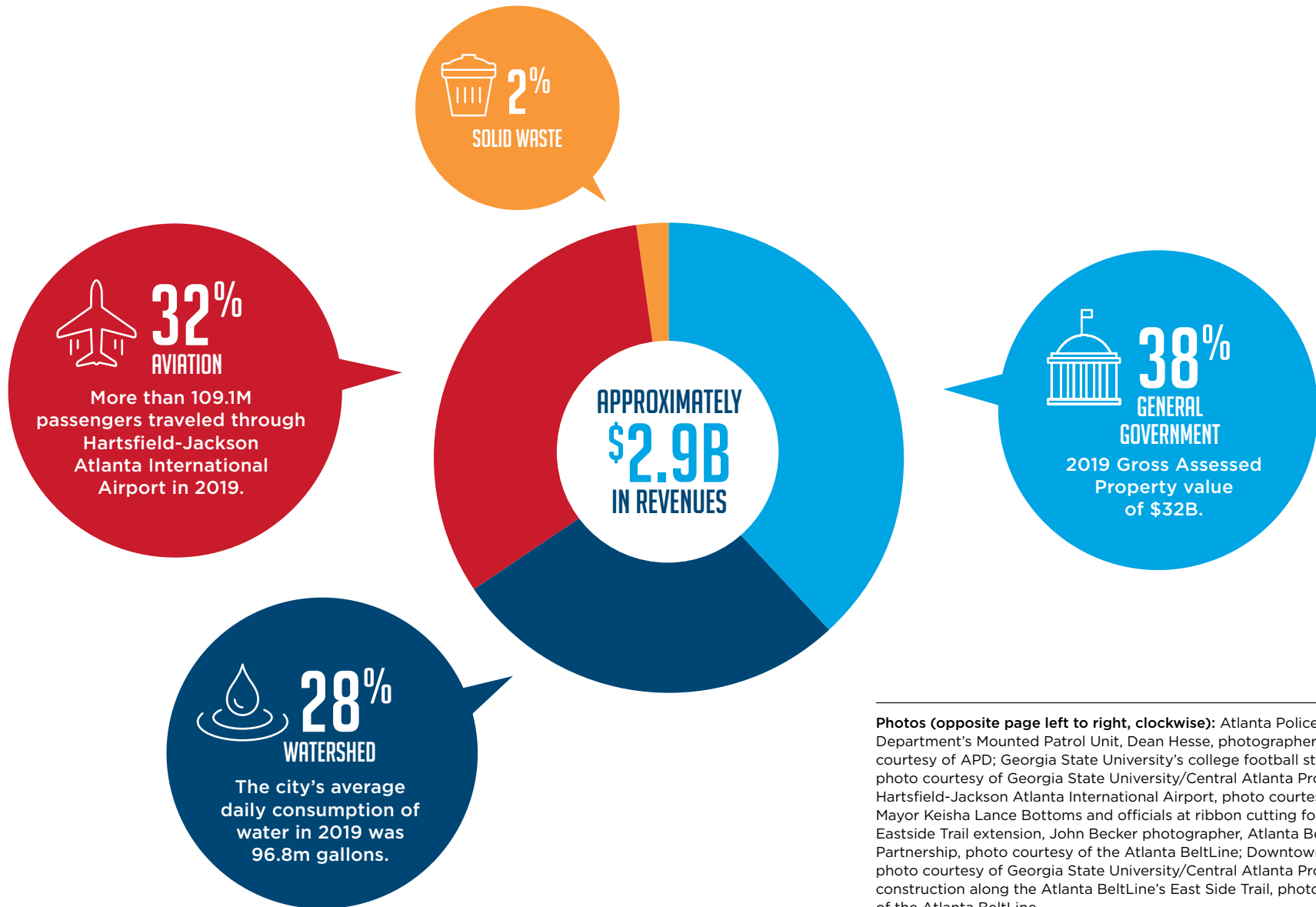
Photos (top to bottom):  
Atlanta City Hall, Lenwood A. Jackson,  
Justice Center/City Court of Atlanta.

# CITY FINANCES



# REVENUES

CITY OF ATLANTA DEPARTMENT OF FINANCE | 2019 PAFR



**Photos (opposite page left to right, clockwise):** Atlanta Police Department's Mounted Patrol Unit, Dean Hesse, photographer, photo courtesy of APD; Georgia State University's college football stadium, photo courtesy of Georgia State University/Central Atlanta Progress; Hartsfield-Jackson Atlanta International Airport, photo courtesy of DOA; Mayor Keisha Lance Bottoms and officials at ribbon cutting for the new Eastside Trail extension, John Becker photographer, Atlanta BeltLine Partnership, photo courtesy of the Atlanta BeltLine; Downtown Atlanta, photo courtesy of Georgia State University/Central Atlanta Progress; New construction along the Atlanta BeltLine's East Side Trail, photo courtesy of the Atlanta BeltLine.

# REVENUES AND EXPENSES



## STATEMENT OF CHANGES IN NET POSITION as of June 30, 2019 (in thousands)

	Governmental Activities	Business-type Activities	Total 2019	Total 2018
<b>Revenues</b>				
Program Revenues	\$ 285,779	\$ 1,402,465	\$ 1,688,244	\$ 1,603,912
General Revenues	809,494	373,085	1,182,579	919,850
<b>Total Revenues</b>	<b>1,095,273</b>	<b>1,775,550</b>	<b>2,870,823</b>	<b>2,523,762</b>
<b>Expenses</b>				
General Government	344,274	-	344,274	392,479
Public Safety	306,881	-	306,881	314,387
Water and Wastewater System	-	483,199	483,199	479,911
Department of Aviation	-	688,909	688,909	667,442
Sanitation	-	56,108	56,108	54,955
Other	276,220	1,394	277,614	299,758
<b>Total Expenses</b>	<b>927,375</b>	<b>1,229,610</b>	<b>2,156,985</b>	<b>2,208,932</b>
Increase in Net Position Before Transfers	167,898	545,940	713,838	314,830
Transfers In (Out)	21,566	(21,566)	-	-
Increase (Decrease) in Net Position	189,464	524,374	713,838	314,830
Net Position, Beginning of Period	(1,083,601)	7,668,436	6,584,835	6,270,005
<b>Net Position, End of Period</b>	<b>\$ (894,137)</b>	<b>\$ 8,192,810</b>	<b>\$ 7,298,673</b>	<b>\$ 6,584,835</b>

FY2019 City expenses:

**\$2.2B**

down **\$51.9M** or **2.4%** from FY2018

FY2019 City revenue:

**\$2.9B**

up **\$347M** or **13.8%** from FY2018

The City's financial activities in total are made up of two broad classifications: governmental and business-type activities. Additionally, there are two main sources of Revenue for the City: Program Revenues and General Revenues. Program Revenues include charges for services and General Revenues include property and sales taxes.

Photo (above): New construction in Atlanta's Westside Provisions District.

# NET POSITION

CITY OF ATLANTA DEPARTMENT OF FINANCE | 2019 PAFR

## STATEMENT OF NET POSITION as of June 30, 2019 (in thousands)

	Governmental Activities	Business-type Activities	Total 2019	Total 2018
Current Assets	\$ 1,121,646	\$ 3,884,656	\$ 5,006,302	\$ 5,052,180
Capital Assets, Net of Depreciation	1,115,594	11,953,222	13,068,816	12,628,692
Deferred Outflows of Resources	243,603	361,620	605,223	470,073
<b>Total Assets and Deferred Outflows</b>	<b>2,480,843</b>	<b>16,199,498</b>	<b>18,680,341</b>	<b>18,150,945</b>
Current Liabilities	275,695	1,351,177	1,626,872	1,281,354
Non-Current Liabilities	2,629,423	6,419,852	9,049,275	10,017,412
Deferred Inflows of Resources	469,862	235,659	705,521	267,343
<b>Total Liabilities and Deferred Inflows</b>	<b>3,374,980</b>	<b>8,006,688</b>	<b>11,381,668</b>	<b>11,566,109</b>
Net Investment in Capital Assets	59,923	5,958,423	6,018,346	6,077,731
Restricted Net Position	775,513	1,187,039	1,962,552	1,880,007
Unrestricted Net Position	(1,729,573)	1,047,348	(682,225)	(1,372,903)
<b>Total Net Position</b>	<b>\$ (894,137)</b>	<b>\$ 8,192,810</b>	<b>\$ 7,298,673</b>	<b>\$ 6,584,835</b>

The Statement of Net Position presents information on all of the City's assets and liabilities, deferred outflows, and deferred inflows with the difference between the above reported as Net Position. Net Position is the difference between what the City owns and what the City owes. Positive net position balances indicate a measure of financial stability.

**The City's net position increased:**

FROM **\$6.6B** FY2018 TO **7.3B** FY2019

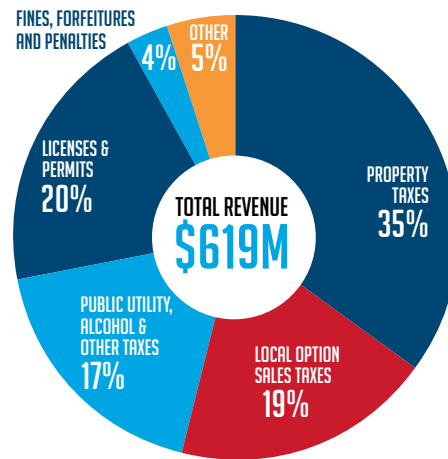
The City's financial activities also include Component Units which are legally separate organizations for which the City is financially accountable. Financial information for these component units is reported separately from the financial information presented for the primary government.

**Photo (right):** The Atlanta Gulch, an area of approximately 50 acres of parking lots and former rail-yards which will be transformed into the Centennial Yards—a mixed-use development including retail, office, residential and hotel.

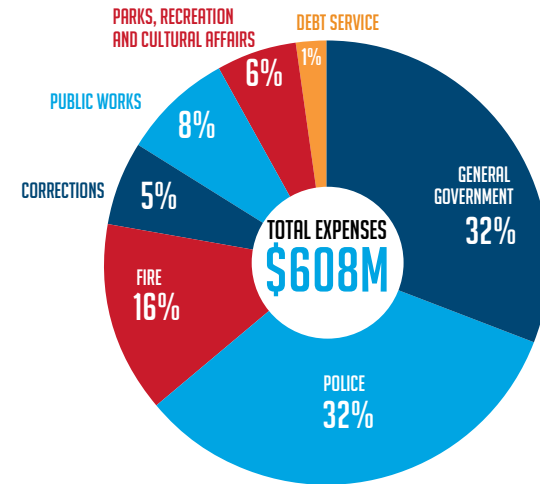
# GENERAL FUND

The General Fund is used to account for all activities of the City not otherwise accounted for by a specified fund. It is also the largest of the City's funds, comprised of mostly general tax revenues and provides basic city services such as Police, Fire & Rescue, and Parks & Recreation Services.

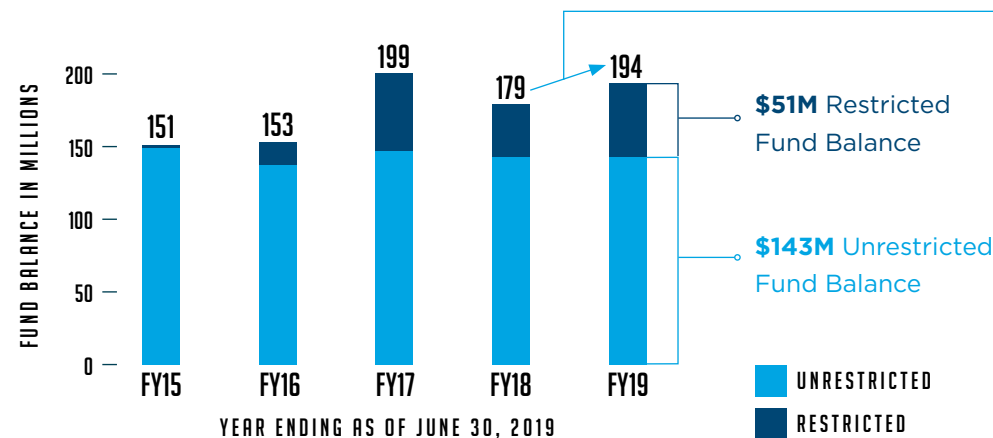
## WHERE THE MONEY COMES FROM



## WHERE THE MONEY GOES



## GENERAL FUND — FUND BALANCE



The increase in fund balance of **\$15M** was due primarily to additional taxes collected offset by operational efficiencies.

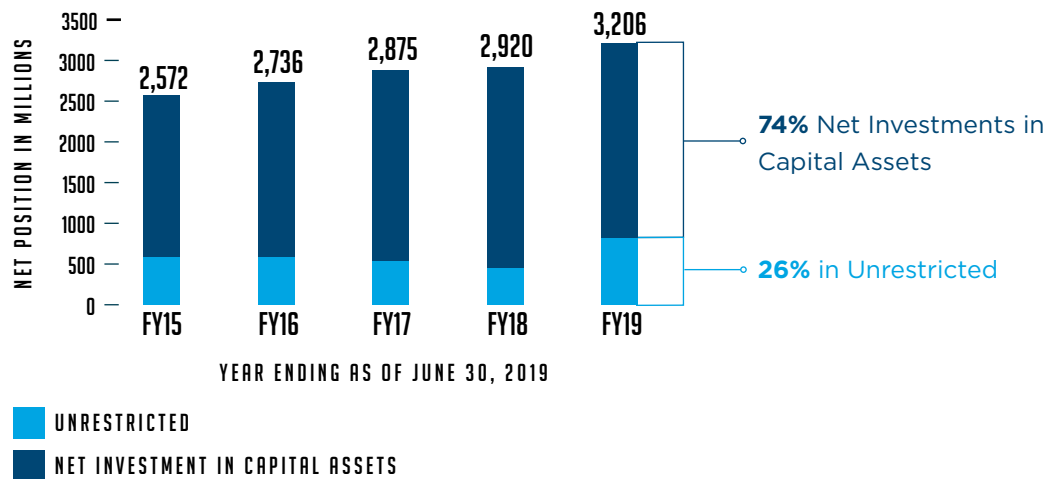
Photos (top to bottom): One Museum Place condominiums in Midtown Atlanta's Cultural Arts District; New development in Atlanta's Summerhill neighborhood; Atlanta Police Department Bicycle Response Team during 2018 Super Bowl LIII, photo courtesy APD.



# ENTERPRISE FUNDS

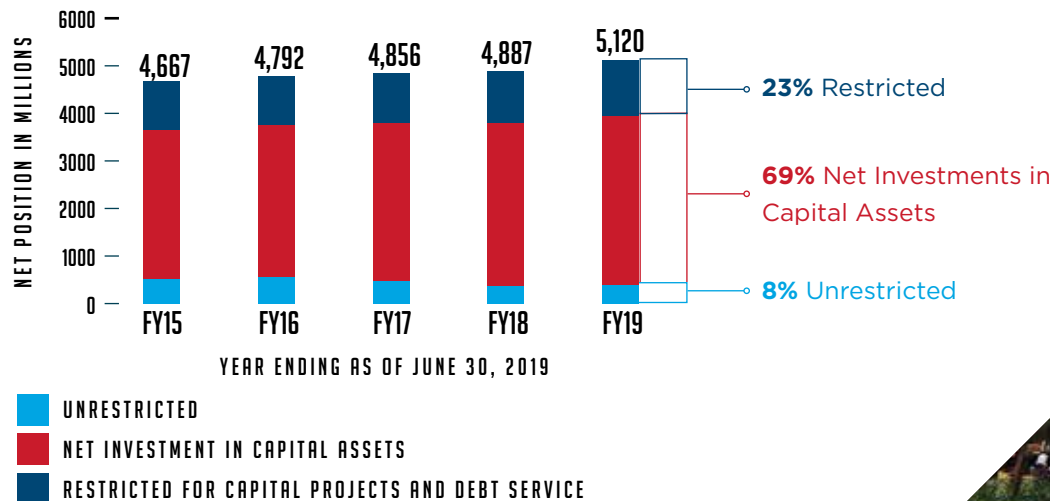
CITY OF ATLANTA DEPARTMENT OF FINANCE | 2019 PAFR

## DEPARTMENT OF WATERSHED MANAGEMENT — NET POSITION



Photos (top to bottom):  
Procter Creek at Grove Park, photo courtesy of DWM; International Terminal at Hartsfield-Jackson Atlanta International Airport, photo courtesy DOA.

## DEPARTMENT OF AVIATION — NET POSITION



# DEBT

The City's long-term FY2019 debt activities:



**Long-Term Debt** reflected a net decrease of 5.6% or

**\$429.5M**



**General & limited obligation** debt decreased

**\$96.2M**



**Department of Aviation** debt, excluding capital leases, decreased

**\$448.3M**



**Department of Watershed Management** debt, including GEFA notes payable, increased

**\$137.9M**



**Government-wide capital lease obligations** increased

**\$14.8M**

Long-Term Debt (in thousands)	Governmental Activities as of 30-Jun-19	Business-type Activities as of 30-Jun-19	Total as of 30-Jun-19	Total as of 30-Jun-18
General obligation and annual bonds	\$ 299,095	\$ -	\$ 299,095	\$ 325,430
Premium on bonds	26,520	-	26,520	30,052
Certificate of participation	67,405	-	67,405	70,685
Deferred issuance premiums	8,139	-	8,139	9,353
APSJFA revenue bonds	22,495	-	22,495	24,850
Deferred issuance premiums	2,701	-	2,701	3,382
SWMA revenue refunding bonds	5,885	-	5,885	7,665
Limited obligation bonds	373,300	-	373,300	431,900
Premium on bonds	14,265	-	14,265	22,000
Section 108 loans	220	-	220	440
Other General Long-term Obligations	41,644	-	41,644	42,469
Intergovernmental agreements-AHOI	424,503	-	424,503	452,845
Notes Payable	982	-	982	-
Water and Wastewater Revenue Bonds	-	2,821,475	2,821,475	2,727,860
Bond issuance discounts	-	(1,631)	(1,631)	(4,391)
Premium on bonds	-	281,788	281,788	231,722
GEFA notes payable	-	193,165	193,165	201,680
Airport Facilities Revenue Bonds	-	2,318,260	2,318,260	2,452,970
Issuance premiums	-	98,893	98,893	112,536
Issuance discounts	-	(106)	(106)	(123)
Bond Anticipation Notes	-	-	0	300,000
City Plaza	-	8,585	8,585	8,915
Premiums	-	893	893	988
Parking Deck	-	14,030	14,030	14,850
Premiums	-	1,950	1,950	1,917
Capital Leases	30,050	164,992	195,043	178,988
<b>Total</b>	<b>\$ 1,317,204</b>	<b>\$ 5,902,294</b>	<b>\$ 7,219,498</b>	<b>\$ 7,648,983</b>

# ASSETS

CITY OF ATLANTA DEPARTMENT OF FINANCE | 2019 PAFR

Capital Assets (in thousands)	Governmental Activities as of 30-Jun-19	Business-type Activities as of 30-Jun-19	Total as of 30-Jun-19	Total as of 30-Jun-18
Land	\$ 228,804	\$ 994,565	\$ 1,223,369	\$ 1,222,122
Land Improvements	17,818	1,739,433	1,757,251	1,835,183
Buildings & Building Improvements	289,503	7,175,053	7,464,556	7,498,672
Other Property and Equipment	70,071	312,504	382,575	391,929
Infrastructure	306,674	-	306,674	338,610
Construction In Progress	202,724	1,731,667	1,934,391	1,342,176
<b>Total</b>	<b>\$ 1,115,594</b>	<b>\$ 11,953,222</b>	<b>\$ 13,068,816</b>	<b>\$ 12,628,692</b>

## The City of Atlanta, Water and Wastewater Bonds receives



In FY19, Fitch Ratings upgraded ratings on the City of Atlanta, Water and Wastewater Bonds from 'A+' to 'AA-'. The credit ratings are signs of confidence in the strong financial position of the City and can impact the bottom line by reducing the cost of borrowing for new infrastructure.

City of Atlanta Municipal Bond Ratings	Moody's Investor Services	Standard & Poor's	Fitch Ratings
General Obligation Bonds	Aa1	AA+	AA+
Water and Wastewater Revenue Bonds	Aa2	AA-	AA-
Hartsfield-Jackson Atlanta International Airport Revenue Bonds	Aa3	AA-	AA-



**Photos (top to bottom):** Construction on the Atlanta BeltLine, photo courtesy of the Atlanta BeltLine; Brochures of Hartsfield-Jackson Atlanta International Airport's ATLNext development program, photo courtesy of DOA.

# CITY

PRIORITIES & ACCOMPLISHMENTS



## MAJOR INITIATIVES & FINANCIAL PLANNING

### PRIORITIES & INVESTMENTS



#### A SAFE, WELCOMING & INCLUSIVE CITY

- APD officers received significant pay increases
- Mayor and police plan to re-test evidence in Atlanta child murder cases
- Salary history box requirement banned on City job applications



#### WORLD CLASS EMPLOYEES, INFRASTRUCTURE & SERVICES

- First City Department of Transportation created
- Mayor establishes Task Force to reimagine Atlanta City Detention Center
- Mayor hires first ever Chief Health Officer



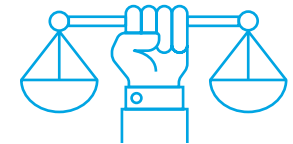
#### RESIDENTS WHO ARE EQUIPPED FOR SUCCESS

- Full-time Bank On Fellow hired
- City launches ATLCounts
- Summer Youth program engages thousands of youth



#### THRIVING NEIGHBORHOODS, COMMUNITIES & BUSINESSES

- Gulch development plan approved by City Council
- \$60 million in new funding for affordable housing announced
- 162-unit affordable housing complex for seniors opens



#### AN ETHICAL, TRANSPARENT & FISCALLY RESPONSIBLE GOVERNMENT

- Mayor launches Task Force for the Promotion of Public Trust
- City adopts Clean Energy Plan
- Credit Card Reform Policy developed

Photos (opposite page, left to right, clockwise): Youth on the Atlanta BeltLine—photo courtesy of John Becker, Atlanta BeltLine Partnership, photo courtesy of the Atlanta BeltLine; Broad Street Boardwalk in the Fairlie-Poplar Historic District in downtown Atlanta, Justin Chan, photographer, photo courtesy of Central Atlanta Progress; MARTA commuters at Chamblee Station, photo courtesy of MARTA; Atlanta's Centennial Park District, Justin Chan, photographer, photo courtesy of Central Atlanta Progress; Mayor Keisha Lance Bottoms and Atlanta Police Department Chief Shields at Atlanta Pride Festival, photo courtesy of APD.

# GLOSSARY OF TERMS

**AHOI**

Atlanta Housing Opportunity, Inc.

**APSJFA**

Atlanta Public Safety and Judicial Facilities Authority

**ASSETS**

What the City owns.

**BUSINESS-TYPE ACTIVITIES**

Activities financed through fees charged to external parties. Includes Hartsfield-Jackson Atlanta International Airport, the Department of Watershed Management, Sanitation, and other non-major business-type activities, including Underground Atlanta.

**CIP**

Construction-In-Progress

**COMPONENT UNITS**

Legally separate organizations for which the City is financially accountable. Includes the Atlanta Development Authority (Invest Atlanta), Atlanta Housing Opportunity Inc., The Atlanta Fulton County Recreation Authority and the Atlanta Urban Redevelopment Agency (AURA).

**DEFERRED INFLOW OF RESOURCES**

An acquisition of net position by the government that is applicable to a future reporting period.

**DEFERRED OUTFLOW OF RESOURCES**

A consumption of net position by the government that is applicable to a future reporting period.

**DOA**

Department of Aviation

**DWM**

Department of Watershed Management

**GEFA**

Georgia Environmental Finance Authority

**GENERAL REVENUES**

General Revenues includes property and sales taxes. This is the primary form of funding for governmental funds.

**GOVERNMENTAL ACTIVITIES**

Activities generally financed through taxes and intergovernmental revenues. Includes primary governmental functions like public safety, public works, parks and recreation, and general government.

**LIABILITIES**

What the City owes.

**NET POSITION**

Difference between assets and liabilities.

**PROGRAM REVENUES**

Program Revenues represents the City's main source of funding (inflow of assets) and is made up mostly of charges for services (both governmental and business-type activities), but also includes operating and capital grants (state or federal).

**SWMA**

Solid Waste Management Authority

**Photos (top to bottom):**

Atlanta's Cabbagetown neighborhood; Atlanta's High Museum of Art, Drew Dinwiddi, photographer, photo courtesy of the High Museum of Art; Atlanta Symphony Hall, photo courtesy of Woodruff Arts Center; Zoo Atlanta's new African Savanna exhibit, photo courtesy of Zoo Atlanta; Georgia Aquarium, photo courtesy of Central Atlanta Progress; Atlanta Cyclorama exhibit at the Atlanta History Center, photo courtesy of the Atlanta History Center.

**Photos (opposite page):**

West Side Story performance, Greg Mooney photographer, photo courtesy of the Atlanta Opera.



## COMMENTS AND **QUESTIONS**

The Department of Finance is committed to accomplishing the Mayor's priorities and providing clear and transparent reporting of the City's financial activities. We hope this report has been helpful in providing a brief overview of the City and its finances. Questions concerning any of the information provided in this report or requests for additional financial information should be addressed to:

**City of Atlanta Department of Finance**

Attention: Chief Financial Officer

11100 City Hall Tower

68 Mitchell St., SW

Atlanta, Georgia 30303



**Keisha Lance Bottoms**  
Mayor

**Roosevelt Council, Jr.**  
Chief Financial Officer

**Joshua Williams**  
Chief Operating Officer

**Nina Hickson**  
City Attorney

**Carmen Chubb**  
Chief of Staff

**MEMBERS OF CITY COUNCIL**

**Felicia A. Moore**  
Atlanta City Council,  
President

**Carla Smith**  
District 1

**Amir R. Farokhi**  
District 2

**Antonio Brown**  
District 3

**Cleta Winslow**  
District 4

**Natalyn Mosby Archibong**  
District 5

**Jennifer N. Ide**  
District 6

**Howard Shook**  
District 7

**J. P. Matzigkeit**  
District 8

**Dustin Hillis**  
District 9

**Andrea L. Boone**  
District 10

**Marcia Collier Overstreet**  
District 11

**Joyce M. Sheperd**  
District 12

**Michael Julian Bond**  
Post 1 At-Large

**Matt Westmoreland**  
Post 2 At-Large

**Andre Dickens**  
Post 3 At-Large

**Foris Webb**  
Municipal Clerk