



Welcome to the City of Atlanta Public Vending Food Truck Program! Now that you have your Public Vending permit you'll want to get access to the StreetFoodFinder booking system so that you can book designated spots around Atlanta. Both renewals and new permit holders must go through these steps.

In the following pages we'll show you how to sign up for StreetFoodFinder and/or get access to the City of Atlanta Public Vending Program.

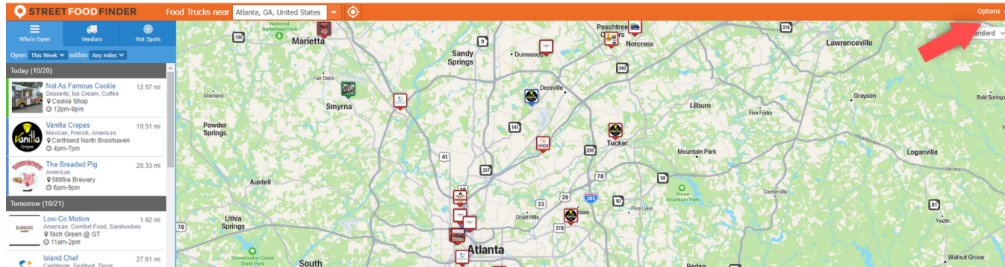
Have other questions?

Visit <https://streetfoodfinder.com/help> or you can email support@streetfoodfinder.com

Not yet a member of StreetFoodFinder? Here's how to Sign Up:

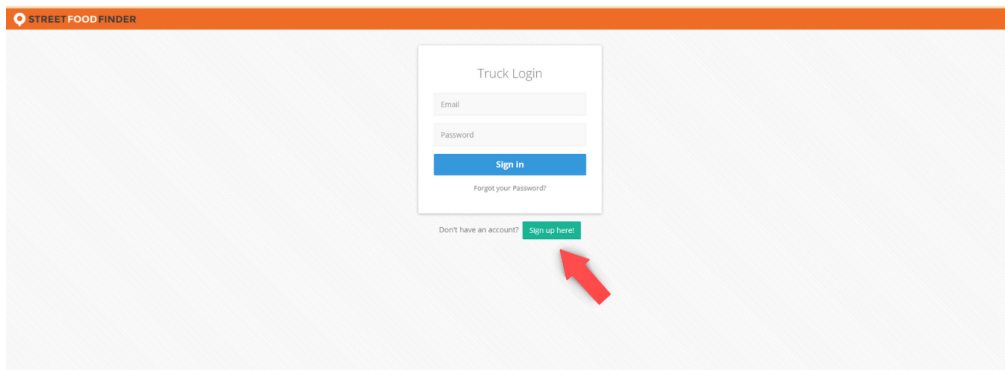
1) Go to <https://streetfoodfinder.com>

2) In the top right, go to "Options" and then click on "Manage My Truck"

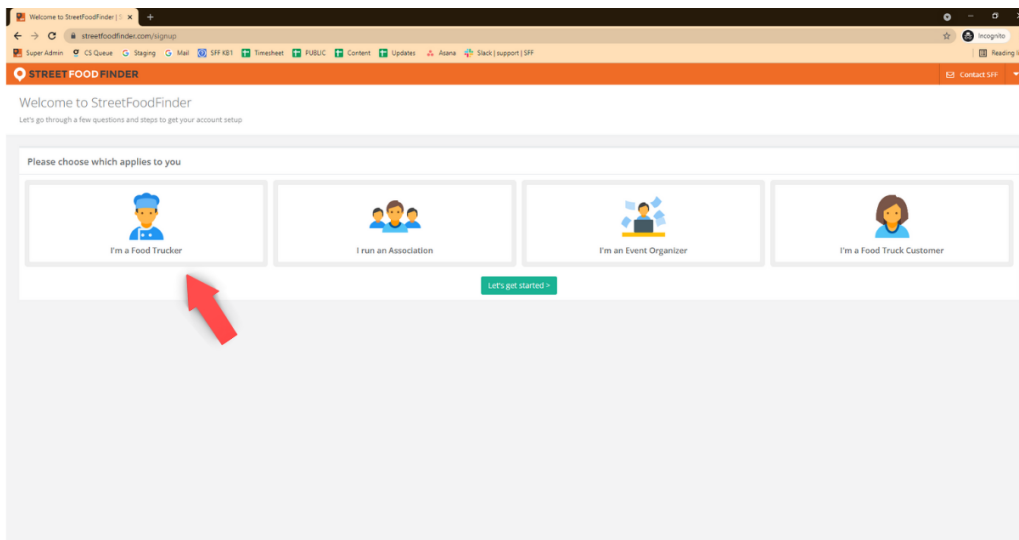


3) You will be prompted to the StreetFoodFinder truck login page.

4) To begin signing up, click on the green "Sign up here!" button.



5) You will be prompted to the StreetFoodFinder "Let's get started" screen. Select "I'm a Food Truck"



6) Here, you'll be prompted to connect your Facebook and/or Twitter account! This allows the system to confirm that you are in fact an authorized representative of the business.

STREET FOOD FINDER contact SFF

Welcome to StreetFoodFinder
Let's go through a few questions and steps to get your account setup

Step 1: Authenticate Your Truck

For security you must verify that you are in fact affiliated with the food truck.
Please verify one or both accounts to continue. You may be prompted to verify both if your accounts are too new. Verifying both will help expedite the setup process.
Contact support if you're having issues

Verify Facebook Page

Verify Twitter Account

Next Step

7) Choose the account you want to verify and follow the prompts to login, select the correct page, and allow permissions to SFF.

8) Continue the process to gain access to your SFF account.

No Social Media?

We ask trucks to verify ownership by authenticating through their social media.

If you don't have a Facebook or Twitter account, your truck can be manually added to SFF.

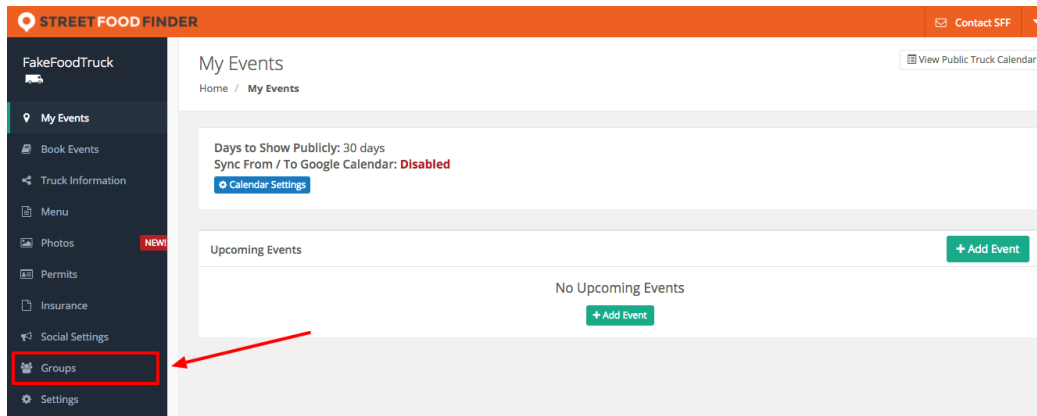
So that we can verify your truck, please send over the following info to support@streetfoodfinder.com:

1. Truck Name, Region of your truck, and please mention the City of Atlanta Public Vending Food Truck Program!
2. Photo of your truck / mobile set up
3. Photo of your health permit (paper copy)
4. Any other permits we can use to validate your ownership

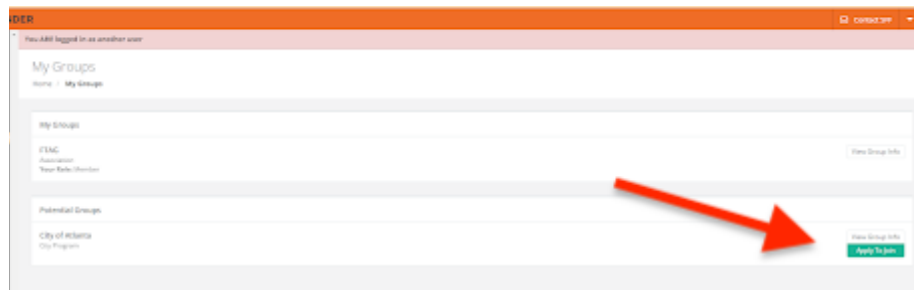
Once we get this information, we'll get your truck added to the system! Look out for an email to set up your password and gain access to SFF!

Once you're logged in, this is how you apply to join the City of Atlanta Group:

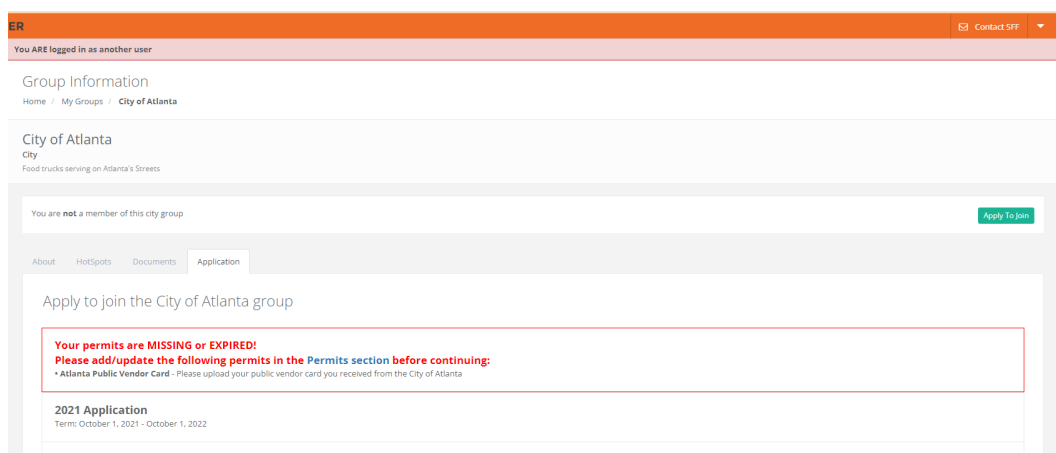
- 1) Login to StreetFoodFinder ([Step by Step Directions](#))
- 2) Go to the Groups page by clicking on "Groups" on the left menu



- 3) From the Groups page, choose City of Atlanta and click "View Group Info".

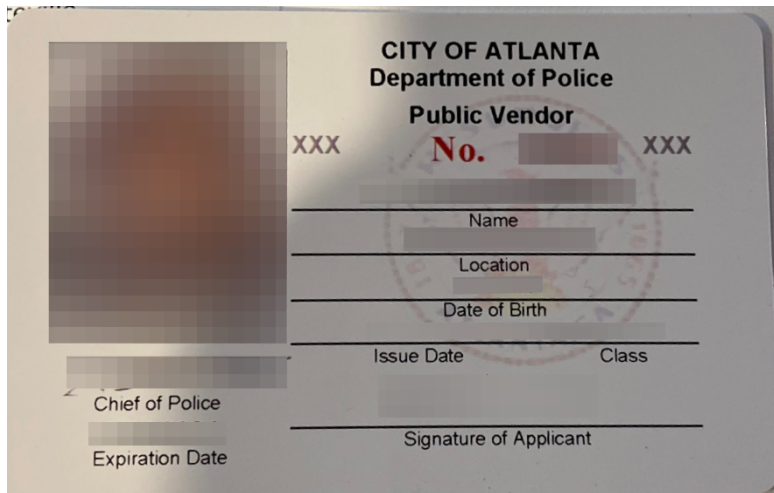


- 4) From the group page, click on the Application tab as shown in the picture below.



5) Add your Atlanta Public Vendor Card while applying to the group.

The screenshot shows a web form titled "Owner / Operator Contact Info" with a sub-header "This is who will receive and handle all communication between your business and the group." The form includes input fields for First Name, Last Name, Email, Mobile Phone, Street Address (with a "Please fill out this field" tooltip), City, and Zipcode. Below these is a "Permits / Certifications" section with a sub-header "Please upload and keep these permits / certifications up to date on StreetFoodFinder" and a red-bordered box containing "Atlanta Public Vendor Card Permit REQUIRED" and an "Update Permit Status" button. The "Agreements" section contains three checkboxes for certifying compliance with local laws, StreetFoodFinder terms, and FTP Operating Guidelines. A green "Submit My Application" button is at the bottom.



6) When you're done reading all the pertinent information and fully filling out the application, click the "Submit My Application" button at the bottom. Please give us 24-48 hours to get your application reviewed and added!