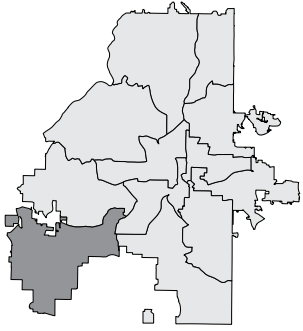


AT A GLANCE: CITY COUNCIL DISTRICT 11



CITY COUNCIL DISTRICT 11 has a total population of 39,465 persons which represents approximately 8% of the total population of Atlanta GA.

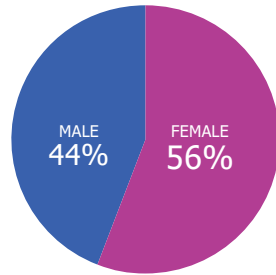
This district's median household income is \$40,395 compared to \$58,473 citywide. 25% of the households are below the poverty line compared to the overall city poverty level of 20%.

The racial composition is 93% Black, 2% White, 0% Asian, and 5% Other. Hispanic/Latinos represent 3%.

The median property value is \$205,205, and a home-ownership rate of 45%.

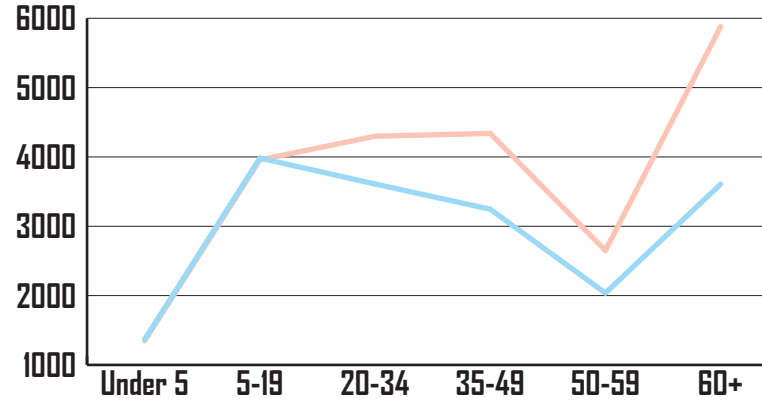
Most structures in District 11 are 1 Unit Detached.

POPULATION

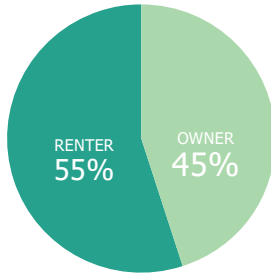


39,465 TOTAL POPULATION
8% OF TOTAL CITY

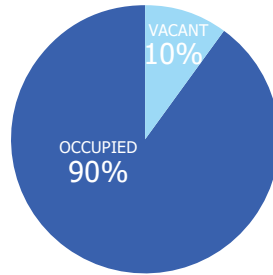
AGE BY GENDER



HOUSING

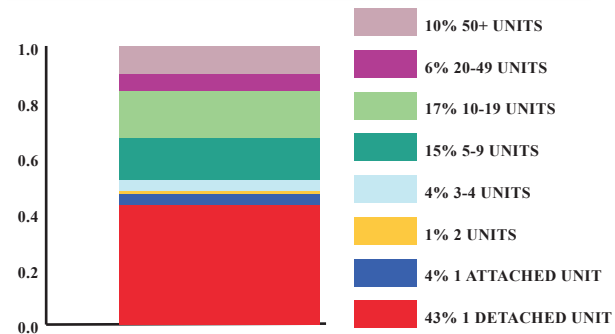


Tenure

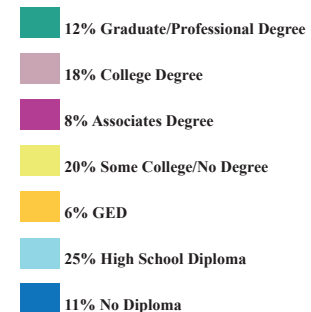


Occupancy

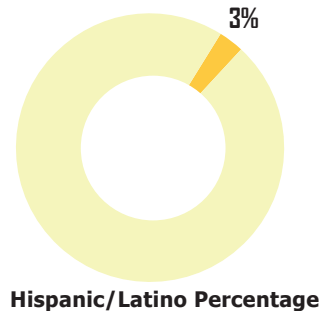
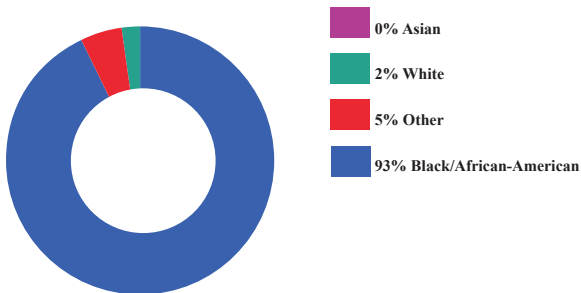
HOUSING STRUCTURES



EDUCATIONAL ATTAINMENT



RACE AND ETHNICITY



BY THE NUMBERS



TOTAL POPULATION
39,465



MEDIAN AGE
37.9



TOTAL HOUSING UNITS
18,488



PERSONS PER HOUSEHOLD
2.4



MEDIAN HOUSEHOLD INCOME
\$40,395



MOST COMMON COMMUTE METHOD
DRIVE ALONE



Department of
CITY PLANNING

*Based on 2020 Census Data