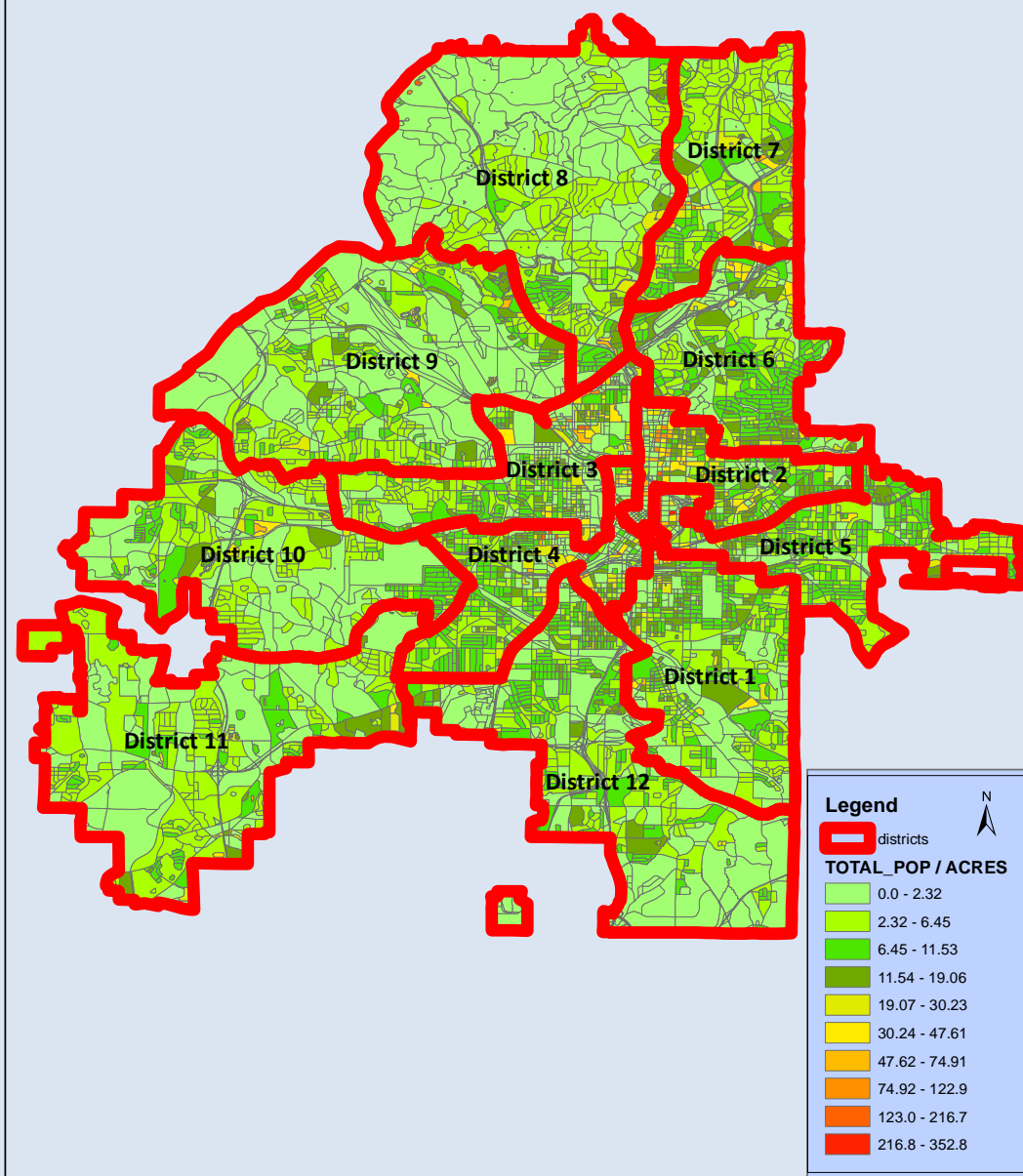




City of Atlanta 2010 Population Density



CITY OF ATLANTA – 2010 POPULATION

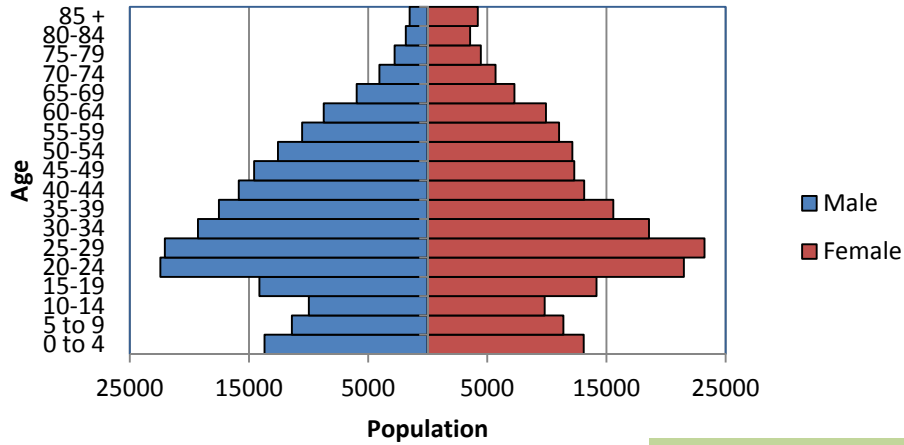
According to the 2010 U.S. Census, the population for the City of Atlanta is 420,003, an increase of 3,539 (1%) from a 2000 population of 416,474. The Map shows the population density (persons per acre) of each Census Block. The City of Atlanta has an overall density of 4.9 persons per acre.

City of Atlanta 2010 Census Summary



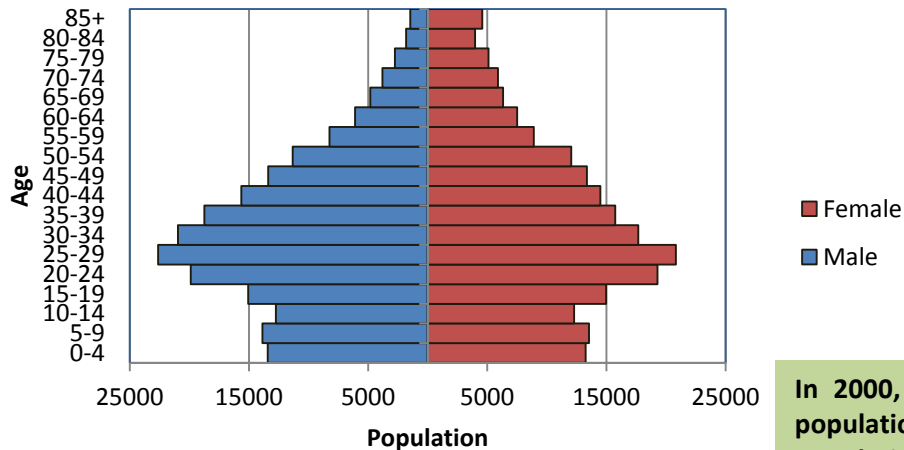
Age

2010 Population Pyramid - City of Atlanta



The median age of the population is 32.9. Nineteen percent of the population is under 18, 10% of the population is over 65 and 38% of the population is between 20 and 39 years old.

2000 Population Pyramid - City of Atlanta



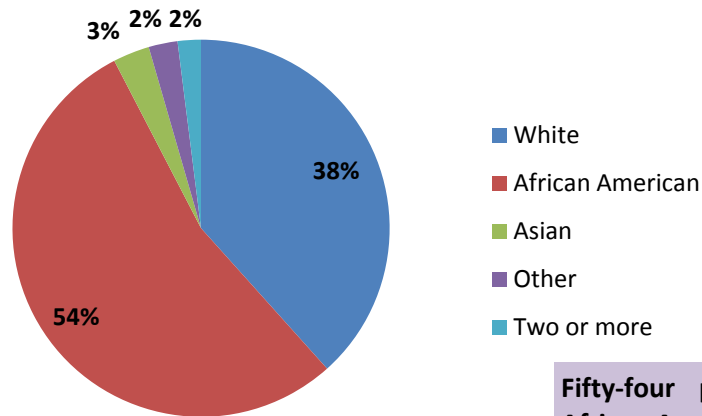
In 2000, the median age of the population was 32.1. 10% of the population was over 65 and 37% of the population was between 20 and 39 years old.

City of Atlanta 2010 Census Summary



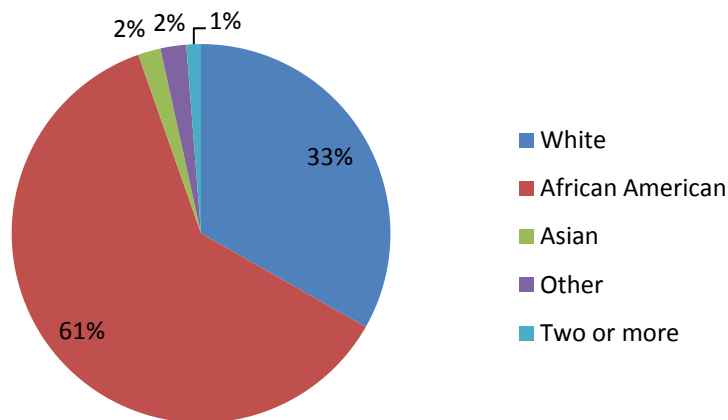
Race

Racial Composition - 2010 City of Atlanta



Fifty-four percent of the population is African American, 38% is White, 3% is Asian, 2% is Other (Native American, Pacific Islander and Other) and 2% are two or more races. Five percent of the population is of Hispanic or Latin Origin.

2000 Racial Composition -City of Atlanta

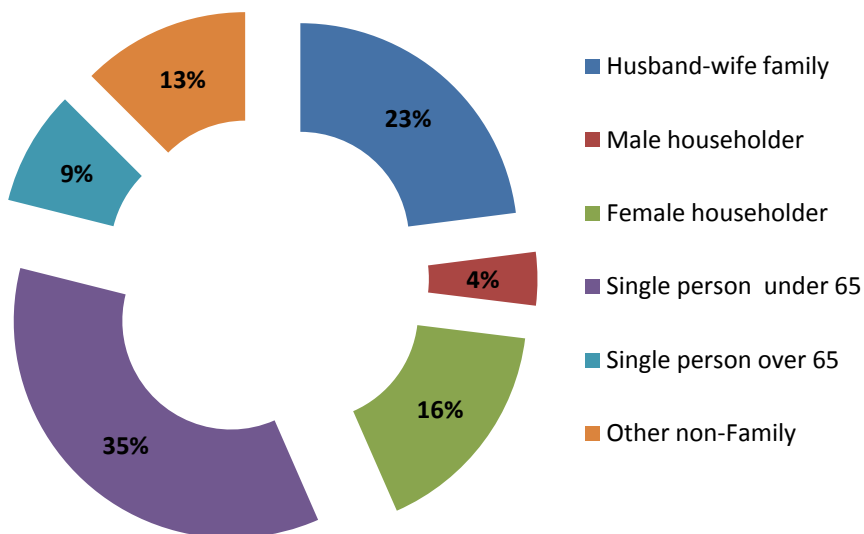


In 2000, the racial composition was 61% African American, 33% White, 2% Asian, 2% Other (Native American, Pacific Islander and Other) and 1% are two or more races. Four percent of the population was of Hispanic or Latin Origin.



HOUSEHOLDS

2010 Household Composition - City of Atlanta



390,519 City of Atlanta residents live in 185,142 households. Of these, 43% are family households and 57% are non-family households. Of all households, 23% have children under age 18 and 18% have an individual 65 years and older.

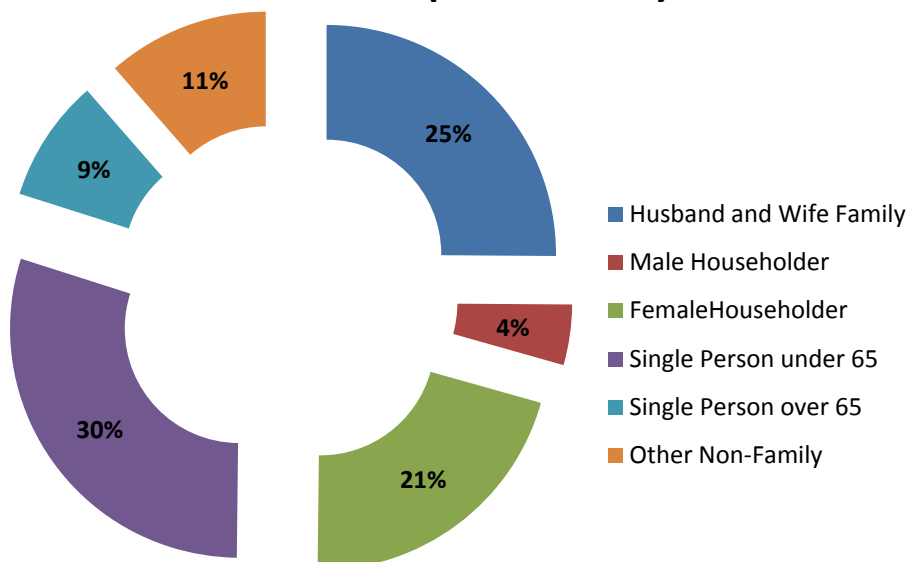
Forty-four percent of households are single person households, 16% are female headed households and 23% are husband and wife households.

The average household size is 2.11 persons per household and the average family size is 3.06 persons per family.

In 2000, of the 168,341 households, 28% had children under age 18 and 23% had an individual over 65. The average household size was 2.3 persons per household.

Most of the City of Atlanta population (93%) lives in households while 7% or 29,484 live in group quarters.

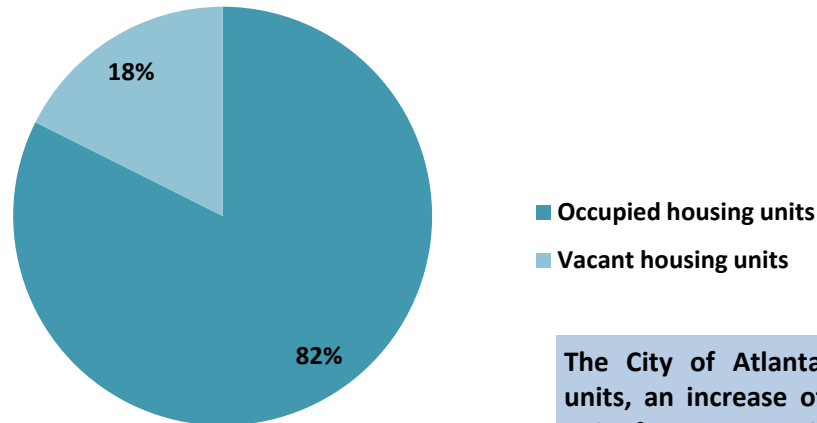
2000 Household Composition - City of Atlanta





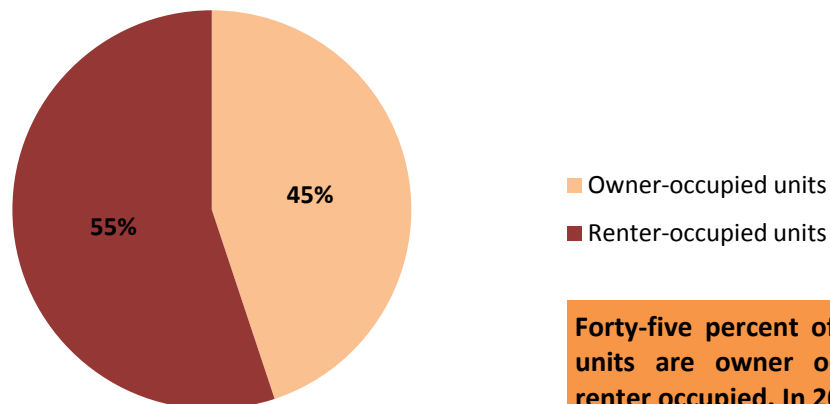
HOUSING

Housing Occupancy - City of Atlanta



The City of Atlanta has 224,573 housing units, an increase of 37,648 (20%) housing units from 182,754 in 2000. 82% of housing units are occupied and 18% are vacant. Rental units have 15% vacancy rate while owner occupied units have a 7% vacancy

Housing Tenure - City of Atlanta



Forty-five percent of the occupied housing units are owner occupied and 55% are renter occupied. In 2000, 44% of the housing units were owner occupied homes and 56% were renter occupied.

City of Atlanta Department of Planning and Community Development – Office of Planning. Information from this report compiled from the 2010 Decennial Census.