

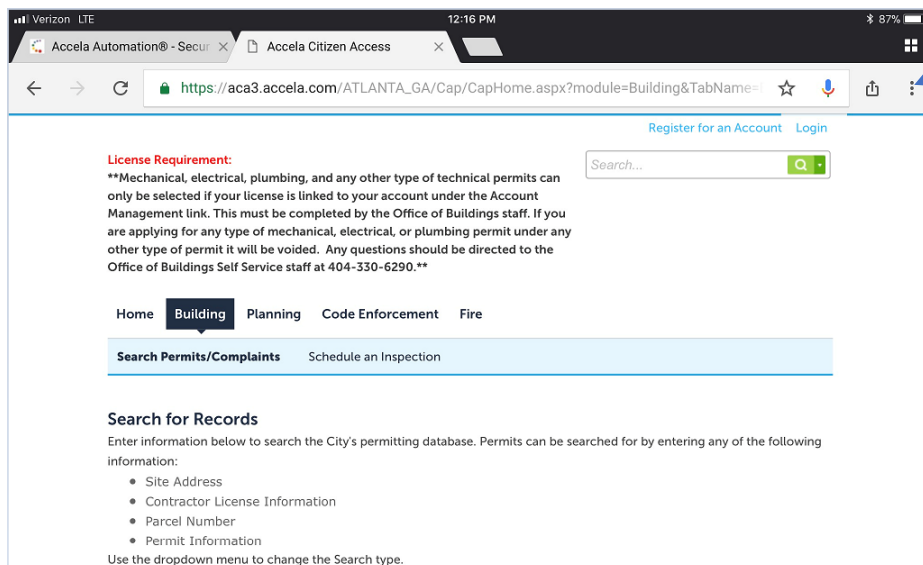


Accela Mobile User System Refresh Process for GOOGLE CHROME & SAFARI Web Browsers

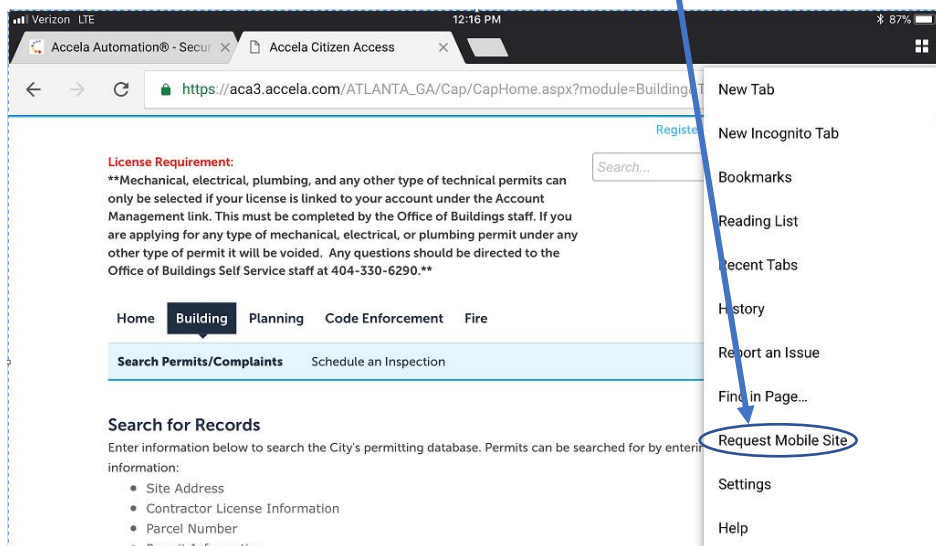
PROCESS FOR GOOGLE CHROME WEB BROWSER APP

- 1) Select the Google Chrome app and type in https://aca-prod.accela.com/Atlanta_ga in the web address field.

2) Next click on the three (3) vertical dots.



3) Then select "Request Mobile Site" from the drop down menu list.



- 4) After the selecting "Request Mobile Site" the screen will refresh and you will now have full functionality of the mobile Accela Citizen Access site.

[Safari web browser process can be found on page 2](#)



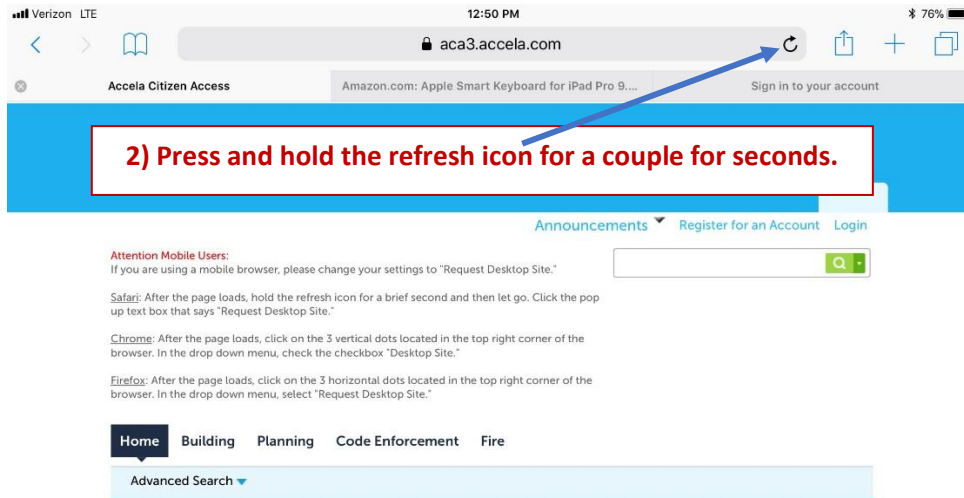
Department of **CITY PLANNING**

Office of Buildings
55 Trinity Avenue
3rd Floor, Suite 3800
Atlanta, Georgia 30303

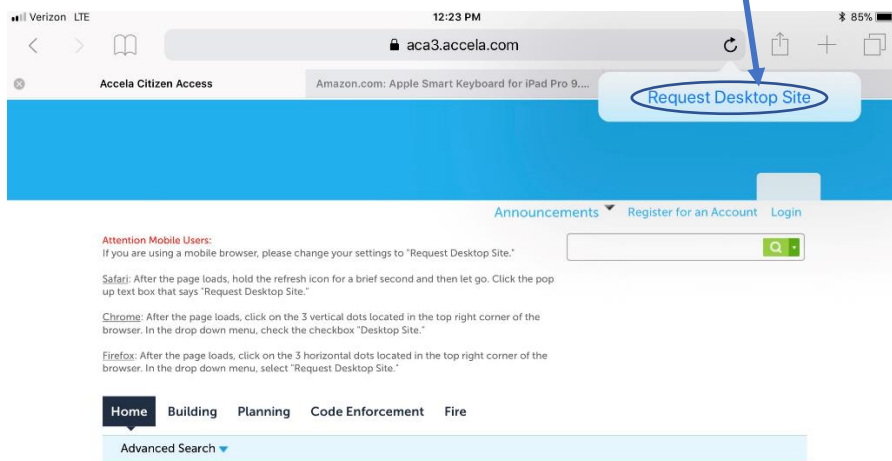
Accela Mobile User System Refresh Process for GOOGLE CHROME & SAFARI Web Browsers

PROCESS FOR SAFARI WEB BROWSER APP

- 1) Select the Safari app and type https://aca-prod.accela.com/Atlanta_ga in the web address field.**



- 3) After pressing and holding the refresh icon, "Request Mobile Site" will appear, select "Request Mobile Site".**



- 4) After the selecting "Request Mobile Site" the screen will refresh and you will now have full functionality of the mobile Accela Citizen Access site.**